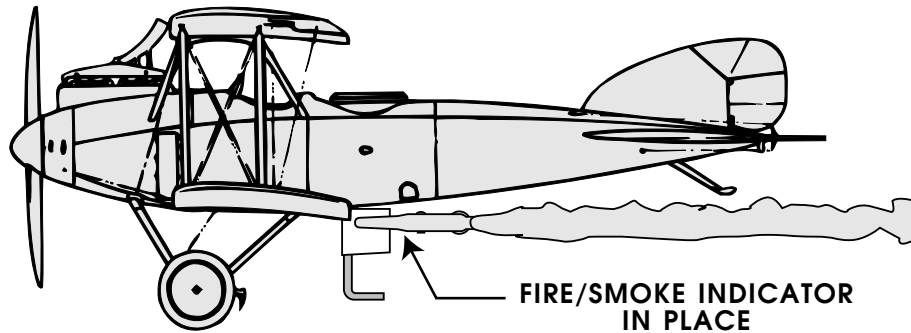


# SMOKE/FIRE INDICATORS



NOTE: Fire and Smoke indicators will also clip onto the Alligator Clips that are used with antenna game stands and also onto the rod style game stands.

## FIRE & SMOKE INDICATORS

Small Alligator Clips (\$1.50 per pack of 8)  
Cotton Batton  
Bamboo Sticks (\$1.20 for pack of 50+)  
Paint (Red, Black, Yellow and White)  
Glue (Wood glue, etc)

The actual length of the bamboo stick is up to you; I use 15cm/6 inches for 1/72nd scale model airplanes.

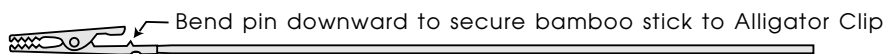
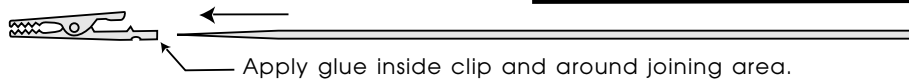
### The Pros:

- Cost less than 50¢ each or less to make.
- Looks very, very good.
- People will want to play your game because it looks so good (no lie).

### The Cons:

- People tend to like them so much that they will borrow them and not return them.
- You will need two or three of each type for a game.

- 1 Insert bamboo stick into small Alligator Clip; be sure to use plenty of glue.

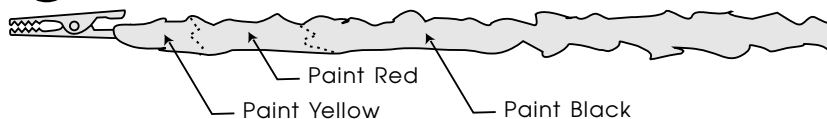


- 2 Paint bamboo stick: white for Smoke Indicator; black for Fire Indicator.



- 3 Apply glue over bamboo stick, then apply white cotton batton to Smoke Indicator or apply fire painted cotton batton to Fire Indicator (paint Fire Indicator cotton batton before applying to bamboo stick).

- 4 FIRE INDICATOR PAINTING: After painting, paint small blobs of yellow and red throughout black area



SMALL ALLIGATOR CLIP (Actual Size) →



CANVAS EAGLES - erichotz@direct.ca Eric Hotz ©1999

FIRE INDICATOR  
with Alligator  
Clip  
(image scale: 60% of original)

